



How to Separate Recyclables and Garbage



P3-4	P5-6	P5-6	P7-10	P11-13	P14	P14	P14	P14	P16	P14	P15	P17	P15	P18-19	P20-21
Household garbage	Cans and bottles	Plastic bottles <small>PET</small>	Plastics	Bulky garbage	Cartons	Trays <small>(also collected as plastics)</small>	Fluorescent tubes	Mercury thermometers, mercury sphygmomanometers, and mercury temperature gauges	Batteries	Small metal items	Small electronic devices	Used cooking oil	Used clothing	Used paper	Garbage not collected by the city
<small>北九州市指定袋 家庭ごみ用</small>	<small>北九州市指定袋 かん・びん用</small>	<small>北九州市指定袋 ペットボトル用</small> <small>* With the above symbol</small>	<small>北九州市指定袋 プラスチック用</small>												
<ul style="list-style-type: none"> Food garbage Ceramics Glass, etc. 	<ul style="list-style-type: none"> Empty cans Empty bottles 	<ul style="list-style-type: none"> Beverage bottles * With ♻️ symbol 	<ul style="list-style-type: none"> Cup noodles, bottles, etc. * With ♻️ symbol Products such as buckets and toothbrushes 	<ul style="list-style-type: none"> Chest of drawers Tables Beds Bicycles, etc. 	<ul style="list-style-type: none"> Paper cartons for beverages 	<ul style="list-style-type: none"> Food trays 	<ul style="list-style-type: none"> Circular fluorescent tubes Straight fluorescent tubes (No LED types are acceptable) 	<ul style="list-style-type: none"> Mercury thermometers Mercury sphygmomanometers Mercury temperature gauges 	<ul style="list-style-type: none"> Mobile batteries Electronic cigarettes Rechargeable batteries Button cell batteries Dry cell batteries, etc. 	<ul style="list-style-type: none"> Pots Kettles Frying pans, etc. 	<ul style="list-style-type: none"> Smartphones Digital cameras Small electrical appliances such as video cameras 	<ul style="list-style-type: none"> Used cooking oil 	<ul style="list-style-type: none"> T-shirts, denim, and other used clothing 	<ul style="list-style-type: none"> Newspaper Magazines Cardboard boxes Miscellaneous paper 	<ul style="list-style-type: none"> Appliances designated under the Act on Recycling of Specified Kinds of Home Appliances (Air conditioners, TVs, refrigerators/freezers, washing machines, and clothes dryers) Hazardous materials (fire extinguishers, kerosene, paint, etc.)
Household Garbage Station	Recycling Station			Advance registration required	Collected at designated locations										Group recycling
Mon. & Thu. Or Tue. & Fri.	Every Wednesday		Specified day of the week	By district-designated date	For collection locations, see Collection Box Locations (P33 to P36).										
Twice a week	Once a week			Once a month											

© Teitan & Black-Teitan, City of Kitakyushu

P17 Food garbage Pruned branches
Used cooking oil

P21 Hauling Garbage Yourself
Bringing garbage to disposal facilities

P22 to 32 Classification Quick Reference
Over 850 items listed alphabetically

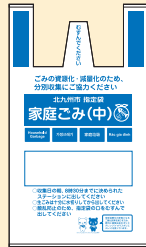
P33 to 36 Fluorescent tubes, cartons and trays, used clothing, used paper, small metal items, small electronic devices, etc.
Collection Box Locations

P37 Destinations of recyclables and garbage



Household Garbage

1 How to Put the Garbage Out



Blue (10 bags)

- Large (45 liters) 500 yen
- Medium (30 liters) 330 yen
- Small (20 liters) 220 yen
- Extra-small (10 liters) 110 yen (including tax)

Collection day

Twice a week (Mon. and Thu. or Tue. and Fri.)

- Collected on holidays as well.*

*The collection schedule for year-end and New Year's holidays will be announced via municipal newsletter or other notification.

Put the garbage into specified bags and take them to the Household Garbage Station **by 8:30 AM** on the specified collection day.

*Contact the Waste Management Center for inquiries about the collection day and garbage station (see the back of this guide for contact info).

2 Manners when Putting Garbage Out

Household garbage refers to items that need to be put into specified bags and are not considered recyclable or bulky. (Examples include food garbage, wastepaper, wood waste, glass, and ceramics)

Kitchen garbage

- **Food garbage**
Drain off the water.
- **Cooking oil**
Solidify or soak up the oil with paper and put it out as household garbage.
*To the extent possible, put used oil in a plastic bottle and take it to a collection box at a local supermarket (for details, see the City of Kitakyushu's website).

Disposable diapers

Clean the diapers beforehand.

Dangerous items

Ceramics, glass, blades, needles, etc.
Wrap them with appropriate paper, such as newspaper.
Break bamboo skewers in two.

Spray cans, gas bottles for portable cooking stoves, and lighters
To prevent the risk of explosion and fire, make sure you use up the contents and do not puncture the items before putting them out.

Danger!!
Do not put electronic cigarettes with rechargeable batteries in here. Dispose of them at a collection box located nearby.

Electronic cigarettes with rechargeable batteries may cause ignition. Please throw them into a collection box. (See P16 for details)

How to put out pruned branches, cardboard boxes, and umbrellas

Pruned branches

Tie them (10 cm or thinner branches) in bundles that are around 1 m long and weigh about 10 kg, and attach a **large, specified bag** onto each bundle.



Bind them securely in two places, as shown.

*Watch out for venomous caterpillars.

Cardboard boxes

Tie them in bundles that are about 1 m long and weigh around 10 kg, and attach a **large, specified bag** to each bundle.



*To the extent possible, recycle cardboard boxes through paper collection services (see P18).

Long items such as umbrellas

Long items may protrude from specified bags.



3 Uncollectable Garbage

Garbage disposed of in bags other than specified bags



* Put the garbage into specified bags.

Garbage disposed of in cardboard boxes with specified bags merely affixed, not used properly



* Put the garbage into specified bags.

Bulky garbage
Bulky Garbage Acceptance Center
Call ☎513-3005

*Items designated as Bulky Garbage (see P11)

4 Garbage Station

Contact the Management Division, Environment Bureau ☎582-2180

Please help us keep the garbage stations clean and tidy by making sure your garbage is safe from crows.

Measures to prevent garbage from scattering

- When putting out garbage, make sure the net completely covers all garbage.
- Crows can enter gaps in the netting, so make sure there are no gaps.
- Another effective measure is covering food garbage with newspaper or scraps of cloth before putting it in garbage bags so it cannot be seen.



Example of the proper way to use a net



Station littered with garbage

Subsidy for garbage nets and cleaning equipment

The subsidy covers half of the purchase cost, up to 5,000 yen. Apply to the Federation of Sanitation Associations at the Community Support Division at the Local Ward Office.

*The garbage station representative should make applications.

Garbage Collection Container Subsidy

The subsidy for the installation of a garbage collection container on private property is half of the purchase cost (including tax), up to 50,000 yen. You will need to consult with the Waste Management Center in charge of your area before installing. Once you install the container, you will need to have the site confirmed by a representative from the center. See the back of this guide for the Waste Management Center's contact information.

5 Q&A

Q. Can you make the collection time earlier (or later)?

A. The most efficient route has been set in order to collect garbage systematically; therefore, it is difficult to change the time. The exact time of collection may change depending on the quantity of garbage and traffic conditions, so please make sure to put out your garbage by 8:30 in the morning.

Q. Is it possible to install, move, or remove the garbage station?

A. If you want to install or move a garbage station, discuss the best location with other residents in your area and contact the Waste Management Center in charge of your area (see the back of this guide for contact information).

Q. What should I do if I find a dog (or cat) on the street that has been hit and killed by a car?

A. A contractor consigned by the Waste Management Center in charge of your area will collect it. Please contact the Waste Management Center listed on the back of this guide.

Q. What should I do if garbage has been illegally dumped on the street?

A. Contact the Environmental Inspection Division (☎582-2177), Environment Bureau, or the Waste Management Center in charge of your area (see the back of this guide for contact information).



Household Garbage Collection Support Service

Eligible households

People who meet the following conditions:

- Single-person households with long-term care insurance level 2 or above.
- Single-person households certified to receive disability service.
- Those who are approved by the Executive Director of the Environment Bureau (must consult with the Management Division of the Environment Bureau prior to application).

After applying, a city official will visit your home and ask about your current circumstances to decide whether you are eligible.

How to apply

Application forms are available at the Management Division of the Environment Bureau and the Public Health and Welfare Services Division of your local Ward Office. Application forms and other required documents (including a copy of your long-term care insurance card) can be submitted in person or by post.

■ By mail: To the Management Division, Environment Bureau, City of Kitakyushu
1-1 Jonai, Kokurakita-ku, Kitakyushu 803-8501



Cans and Bottles



Plastic Bottles

1 How to Put the Garbage Out



Brown (5 bags)

- 25-liter bag: 60 yen (tax included)



Orange (5 bags)

- Large (45-liter) bag: 100 yen (tax included)
- Small (25-liter) bag: 60 yen (tax included)

Collection day

Every Wednesday

- Collected on holidays as well.*

*The collection schedule for year-end and New Year's holidays will be announced via municipal newsletter or other notification.

Put the garbage into the specified bags and take them to the Recycling Station **by 8:30 AM** on the collection day.

Things to remember

Cans and bottles

1 Remove the cap.

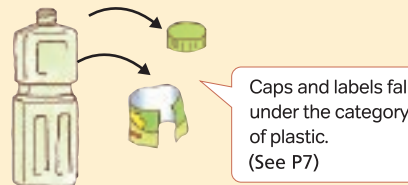


2 Rinse lightly with water.



Plastic bottles

1 Remove caps and labels.



2 Rinse lightly with water.



Note: Make sure to place specified bags for cans and bottles and those for plastic bottles separately when leaving them at the recycling station.

*Vehicles collecting plastic bottles and those collecting cans and bottles come separately.



2 Collected Items

Cans

- Soft drinks ● Confectionery cans (up to 15 cm on long sides)
- Liquors ● Seaweed (dried edible seaweed) can (up to 15 cm on the long side)
- Canned food ● Food cans, such as powdered milk cans



Note: The following items do NOT fall under the category of cans.

- ✗ Pots, kettles, and frying pans



Small metal items (See P14)

- ✗ Spray cans
- ✗ Gas bottles for portable cooking stoves



Use up the content, and do not puncture.

Household garbage (See P3)

Glass bottles

- Soft drink bottles ● Energy drink bottles ● Instant coffee jars
- Liquor bottles ● Jam jars ● Cooking oil bottles ● Cosmetic bottles and jars
- Fruit wine and plum wine jars (Up to sizes to fit in bags)



* Return returnable bottles (e.g., reusable 1.8-liter sake bottles and beer bottles) to the store.

Note: The following items do NOT fall under the category of bottles

- ✗ Broken bottles and jars
- ✗ Feeding bottles
- ✗ Glass cups
- ✗ Light bulbs
- ✗ Sheet glass
- ✗ Glass tableware



Household garbage (See P3)

Plastic bottles

- Soft drinks ● Vinegar
- Liquors (e.g., shochu and mirin)
- Non-oil dressings
- Soy sauce and mentsuyu (udon/soba soup)



I see!
Bottles with this symbol.



Note: The following items do NOT fall under the category of plastic bottles.

- ✗ Detergent bottles
- ✗ Shampoo bottles



Rinse with water.

Plastics (See P7)

- ✗ Cut plastic bottles

Household garbage (See P3)

3 Q&A

Q. Do we have to dispose of spray cans as cans or bottles?

A. Spray cans cannot be collected as cans or bottles. Please use up the contents and dispose of them in household garbage without puncturing holes.

Q. Do we have to remove the labels and stickers?

A. Please remove labels that come off easily. Labels that are too hard to remove can be left on.



Plastics

1 How to Put the Garbage Out



Green (5 bags)

- Large (45-liter) bag: 100 yen
- Small (25-liter) bag: 60 yen (tax included)

Collection day

Collected once a week (specific day differs by area)

- Collected on holidays as well.*

*The collection schedule for year-end and New Year's holidays will be announced via municipal newsletter or other notification.

Put the garbage into specified bags and take them to the Recycling Station by **8:30 AM** on the collection day.

*Contact the Waste Management Center for inquiries about the collection day and garbage station (see the back of this guide for contact info).

Thank you for your cooperation.



2 Collected Items

Plastic containers and packages



What are plastic containers and packages?

Used plastic containers and packages that are no longer needed after the contents have been taken out.

Containers and packages

Food containers, such as egg cartons, tofu packages, bento containers, and pudding containers



Trays

Food trays, such as meat and fish trays, and partitioned trays, such as for confectionery and curry roux



Bags

Bags, such as plastic shopping bags, snack food and candy bags, and ramen packages



Wrapping and nets

Outer films for food, such as confectionery and cup-style noodles, wraps for fresh food, etc. and nets for fruits, etc.



Tubes*

Tubes for mayonnaise, ketchup, wasabi, and toothpaste



Plastic caps and lids

Lids of plastic bottles, spray cans, bottles, etc.



Food bottles*

Cooking oil, sauce, and lacto-fermented beverage bottles and containers



Other bottles*

Cosmetic bottles, eye-drop containers, and detergent and shampoo bottles



Cushioning

Polystyrene foam and bubble wrap used for packaging electrical home appliances and other products



Note: Be sure to remove the cap of any item marked with an asterisk (*). Otherwise, the item cannot be crushed easily.

Product Plastics

What are product plastics?

Product plastics are items made of plastic materials, such as wash basins, toothbrushes, and hangers.

Kitchenware


Straws, spoons, etc.



Note: Items made of silicone should be disposed of as household garbage. *See P3.


Bath and toiletry products

Washbasins, toothbrushes, etc.



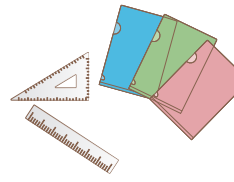
Storage goods, etc.

Buckets, hangers, etc.




Stationery, etc.

Rulers, clear files, etc.



Outdoor goods

Planters, watering cans, etc.



What product plastics can be disposed of?

- Made entirely of plastic
- Items that can fit in specified bags (Standard: Less than 50 cm in length per side)

3 Plastic Separation Examples

Cup-style noodles

Plastic wrapping

Plastics



Household garbage
Aluminum-coated paper pull-tabs



Containers
Plastics



Small packets
Plastics



*Some containers are made of paper, so make sure they have the plastic symbol.

Convenience store bento boxes

Plastic wrap
Plastics



Household garbage
Disposable chopsticks



Soy sauce containers
Plastics

Plastics



Covers
Plastics



Containers
Plastics

Small packets
Plastics



4 Manners when Putting Garbage Out

Never put batteries or hazardous materials in the trash bag, as it may cause ignition.

Use up the contents.

Make sure you have used up all the contents and there is no residue left before putting them out.



Rinse off any dirt that is attached to the item as much as possible.

Rinse the container if there is any contaminant, such as food residue or soil.



Put garbage directly into specified bags.

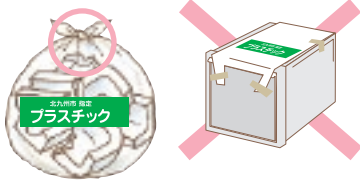
Garbage collection workers must separate garbage for recycling by hand. If you put out garbage bags containing separate plastic shopping bags with garbage inside, it will take extra work to break open the bags to remove the garbage inside.



Please tie the designated knot allowance.

Please tie the designated knot. Items that are too large to be tied should be disposed of as bulky garbage. Please do not attach a designated bag to any item that is too large to fit in the bag.

*See P11 Bulky Garbage.



You can also put polystyrene foam food trays into a collection box at specified locations, such as supermarkets.



Polystyrene foam food trays

You can find collection boxes at your local supermarket, Citizens' Center, etc. For details, please see the list of collection box locations at the end of this guide. However, put out transparent trays and containers, natto containers, tofu packages with glue on the top edge, and containers with aluminum on the inside as plastic.

5 Uncollected Plastic

Items containing materials other than plastic Items that are larger than 50 cm on a side and cannot fit in the designated bag



These items cannot be disposed of as plastic.

*See P22 Classification Quick Reference.

Danger!!
Electronic cigarettes with rechargeable batteries
*See P16 Batteries.

Home care waste

Dialysis bags, intravenous (IV) bags, tubes, catheters, and syringes used at home (contact a hospital for what to do with items that have needles, blood, or other body fluids on them).

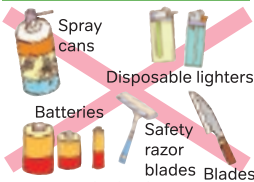


Food garbage, disposable diapers, etc.



*See P3 Household Garbage.

Hazardous waste



*See P3 Household Garbage.

6 Q&A

Q. Do we have to wash off the food residue on containers, such as mayonnaise tubes and salad oil bottles?

A. Rinse off the food residue on the containers using water from dishwashing. With containers that are difficult to wash out, such as tubes and salad oil bottles, use up the contents as much as possible before putting them out.

Q. Do we have to remove the labels and stickers?

A. Please remove labels that come off easily. Labels that are too hard to remove can be left on.

Q. Can we crush bulky garbage before putting it out?

A. You may crush and put out bulky garbage. You may also cut it with scissors or break it into small pieces that will fit into the bag. Please be careful not to injure yourself when breaking or shredding hard objects.

Q. Plastic shopping bags are made of plastic. Can I put food garbage in plastic shopping bags and put it out as household garbage?

A. You can use plastic shopping bags as inner bags when putting out food garbage in specified bags for household garbage. If you dispose of plastic bags only, please do not put anything inside the plastic bags and put them out as plastic.

Q. Can we put out garbage during strong winds, such as a typhoon?

A. Plastic is lightweight, and in case of a typhoon, strong winds can cause it to scatter on the road. In the event of strong winds, please put them out on the next collection day. We appreciate your cooperation. Nets to prevent garbage from scattering are available. Contact Kitakyushu's Management Division of the Environment Bureau (phone: ☎582-2180).

Q. Can I put toys in specified bags?

A. Items made entirely of plastic may be placed in specified bags, but items containing metal, batteries, or other non-plastic materials must not be placed in specified bags. If the non-plastic parts can be safely removed, the removed plastic can be placed in specified plastic bags.

Q. Can I put hoses and other items that fit in specified bags but are longer than 50 cm?

A. Please dispose of long items as household garbage, as they may cause equipment failure at the processing facility.





Bulky Garbage



1 Bulky Garbage

1 Collected Items

Bulky items, such as furniture, bedding, electrical appliances, and bicycles

- Definition of Bulky Garbage**
- Items designated as Bulky Garbage (see P13 for typical examples).
 - Other types of garbage that cannot fit into 45-liter municipal-specified bags.
- * Small electrical appliances that are generally not more than 25 cm × 8.5 cm in size are collected as small electronic devices. All other small electrical appliances are household garbage.

2 How to Put the Garbage Out

Advance registration is required via the Internet or phone.

1 Make an Appointment

Bulky garbage is collected once a month. The day of collection varies by area.
(Collected on holidays as well.)

*The collection schedule for year-end and New Year's holidays will be announced via municipal newsletter or other notification.



Internet <https://www.sodai-kitakyushu.net/>
Hours: 24 hours a day. *Appointments must be made at least three days before the collection date (not counting Sundays and year-end and New Year holidays)

Phone **☎513-3005** (Fax 531-5390 for hard-of-hearing people only)
*You can contact us for inquiries only. *We can respond to calls in eight languages.
*Many calls are mistakenly being dialed to the wrong number. When calling the Bulky Garbage Acceptance Center, please check the number carefully before dialing.

Hours: 9:00 AM to 5:00 PM, Monday through Saturday (including national holidays)
*Appointments can be made up to the day before (not counting Sundays and year-end and New Year holidays)

Dedicated Internet receipt on page

2-1 Purchase a collection voucher

This voucher is sold at designated stores, such as supermarkets and convenience stores.

*Please be sure to apply or register before purchasing a payment voucher. Once purchased, payment vouchers are nonrefundable.



2-2 Cashless payment

Cashless payment (with a credit card, including PayPay) is available when applying online.

For details, please refer to the City of Kitakyushu's website.
*Please note that no refunds will be made after payment has been made.

3 How to Put the Garbage Out

Attach the voucher on the item(s) you want to have picked up and put the garbage in front of your house by 8:30 AM on the scheduled collection day. For cashless payments, please attach a paper with the necessary details (registration number, collection date, and payment amount) and put it out for collection. (For details, please visit the City of Kitakyushu's website.)



3 Disposal Fees 300, 500, 700, or 1,000 yen.

- Refer to P13 for an estimate of the fees.

Thank you for your cooperation!



Neighborhood Group Recycling of Bulky Garbage

Call ☎513-3005 (Bulky Garbage Acceptance Center)
Hours: 9:00 AM to 5:00 PM Monday through Saturday (including national holidays).

[Neighborhood associations may register to arrange group recycling of bulk garbage.]

- Bulky garbage is collected once a month on a day predetermined for the area.
- Inform the Bulky Garbage Acceptance Center of your desired method of putting out the garbage and payment when registering.

How to Put the Garbage Out Door-to-door or Garbage Station collection
(Your neighborhood association can determine the place.)

Payment method

- **Advanced payment** (Purchase and attach a collection voucher to the bulky items.)
- **or Weight-based payment** (Pay afterward: 2,300 yen every 100 kg)

2 Bulky Garbage Carry-out Service (fee-based)

Collection workers will take out your bulky garbage from your house.

*Available to eligible households only.

Eligible households

Households consisting of the following people

Elderly



65 years of age or over

Disabled



Physically disabilities
Learning disabilities
Mental disorders



Sick or injured
People with temporary functional impairments or a decrease in physical strength due to sickness or injury.

Pregnant or nursing mothers



Women who are pregnant or up to eight weeks after giving birth.

Children



Those who are less than 16 years of age

Carry-out fee

An extra fee of **500 yen** per item in addition to the fee for bulky garbage disposal.

Bulky garbage disposal fee	Carry-out fee	Total
300 yen	+ 500 yen	→ 800 yen
500 yen	+ 500 yen	→ 1,000 yen
700 yen	+ 500 yen	→ 1,200 yen
1,000 yen	+ 500 yen	→ 1,500 yen

Use the bulky garbage collection voucher for payment.

How to request

Call the Bulky Garbage Acceptance Center.

☎513-3005

Inform the center that you wish to have bulky garbage carried out.
(You cannot register online.)



[Note] You cannot use the carry-out service in the following cases.

- The garbage needs to be disassembled.
- Demolition work is required.
- The garbage cannot be taken out unless other things are moved.
- The garbage cannot be removed manually by three workers.

[Note] The carry-out service may not be available in the following cases.

- The service car cannot park right in front of your house.
- There are approximately 10 or more steps in the removal route.
- You wish to have a large quantity (more than 10 pieces of bulky garbage) taken out at a time.

3 Home Relocation Garbage

- You can put out miscellaneous garbage, such as tableware, along with bulky garbage.
- You can choose the date you wish to have the garbage picked up, which is available Monday through Friday (excluding the end of the month).

How to Request and Put Garbage Out

1 Make an Appointment Call the **Bulky Garbage Acceptance Center** at least one week in advance. ☎513-3005

2 Get Approval Center staff will visit you before the requested collection day to check and approve the garbage. Please pay the fee according to the quantity.
* Staff is available to check garbage Monday through Friday (excluding holidays)

3 Put Garbage Out Put the garbage out in front of your house by 8:30 in the morning on the prearranged collection day.

Disposal Fees 2,300 yen per 100 kg
(Rounded up to the nearest 100 kg.)
* Pay at the time of the garbage check.

[Note]

- No carry-out service is available.
- The fee is nonrefundable.



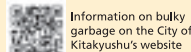
4 Guide for Bulky Garbage Fees

Bulky Garbage Acceptance Center ☎513-3005

■ Advance appointment is required for bulky garbage collection. Be sure to make an appointment before purchasing a voucher.

Item	Fee (yen)	Item	Fee (yen)	Item	Fee (yen)
A Air purifier	300	F Entryway shoe rack	300 to 700	R Rice cooker	300
A Aquarium (within 10 kg)	300	F Fan heater	300	R Rice storage container	300
B Baby bath	300	F Fax machine	300	R Rollator	300
B Baby crib	300	F Futon (Japanese comforters, up to two)	300 to 500	S Sewing machine	300 to 500
B Bath lid	300	F Futon dryer	300	S Sofa	300 to 500
B Bed	700 to 1000	G Futon drying rack	300	S Sofa bed	700
B Bed mattress	700	G Gas range	300 to 500	S Speaker	300 to 500
B Bicycle	300	G Golf bag	300	S Standing mirrors (Free-standing full-length mirror)	300
B Blind	300	G Golf set	500	S Stepladder	300
B Bookshelf	500 to 700	H Hot plate	300	S Storage box	300
C Carpet	300	H Humidifier	300	S Storage cabinet	500
C Carpet	300	I Indoor clothesline	300	S Stove	300
C Chair	300 to 500	I Ironing board	300	S Stroller	300
C Chest of drawers	500 to 700	K Kitchen storage unit	500	S Suitcase	300
C Child car seat	300	K Kotatsu	300	T TV console (Low media console)	500 to 1000
C Children's play equipment (excluding slides and swings)	300	K Kotatsu quilt (up to two)	300	T TV stand	300
C Clothes drying pole (up to four)	300	L Laundry rack	300 to 500	T Table	300 to 500
C Clothes drying rack (one)	500	L Lighting fixture	300	T Tatami mat (one)	700
C Color box	300	L Low table	300	T Toaster oven	500
C Convection microwave oven	300	L Lumber (length under 2 m and diameter under 20 cm)	300	T Toilet seat with warm water spray	300
C Cooler box	300	M Mattress	300 to 700	T Trash can (Items that do not fit in the bag)	300
C Cupboard	500 to 700	M Microwave oven	300	T Tricycle	300
D DVD player	300	M Mini component stereo	300	V Vacuum cleaner	300
D Dehumidifier	300	P PC (see below)	500	V Vanity	300
D Desk	500 to 700	P PC rack	300	V Video deck	300
D Dish cabinet	500 to 700	P Pet cage	500	W Wagon	300
D Dishwasher (dish dryer)	300 to 1000	P Pipe chair	300	W Wardrobe	300
D Doll case (within 10 kg)	300	P Pipe hanger	300	W Warm air heater (induction heating)	300
D Electric carpet	300	P Printer	500 to 1000	W Wooden slatted rack (for one tatami mat)	300
D Electric fan	300	R Radio-cassette player	300	Z Zaisu (one-person floor chair)	300
D Electronic organ (not exceeding 70 kg)	300				

*Fees for furniture and other items vary depending on size. For fees for items not listed in the Guide, please scan the QR code on the right-hand side or contact the Bulky Garbage Acceptance Center.



Information on bulky garbage on the City of Kitakyushu's website

PCs

Recyclable Items

- Desktop and laptop PCs
- CRT and LCD monitors (Standard accessories that come with PCs, such as mice, keyboards, and cables)

How do I recycle my used PC?

You can use the collection service provided by the PC manufacturer or the collection service provided by ReNet Japan Recycle Co., Ltd.

Collection by PC manufacturers

Fees vary depending on the presence or absence of recycling markings.

- If the product has recycling markings, collection/recycling fees are not required.
- If the product does not have a recycling mark, collection/recycling fees are required.



For details, please contact the PC 3R Promotion Association. (<https://www.pc3r.jp> ☎03-5282-7685)

Collection by ReNet Japan Recycle Co., Ltd.

The government-approved business, ReNet Japan Recycle Co., Ltd., collects used PCs by door-to-door service.

- Free collection of one box of used PCs with or without recycling markings.
 - * Without PCs or after the second box, a fee will be charged (1,760 yen per box, including tax).
 - * The weight of one box must not exceed 20 kilograms, and the total of three sides must not exceed 140 centimeters.
- For details, please contact ReNet Japan Recycle Co., Ltd. (<https://www.renet.jp> ☎0570-085-800)

* Kitakyushu's bulky garbage collection service (see P11-P13) and collection boxes for small electronic devices (P15) are also available.

Cartons and Trays

Beverage cartons and polystyrene foam food trays can be recycled. Please do not throw them out as garbage but bring them to a collection box following the instructions on how to dispose of them.

Note Small metal items thrown out by business establishments cannot be collected.

1 Items Collected

Items that can be put out as garbage

Cartons with white inner lining
 → Recycle as cartons
 Polystyrene foam trays
 → Place in a tray collection box



Items that cannot be put out as garbage

Cartons with aluminum inner lining
 → Household garbage
 Plastic trays and natto containers → Plastic



2 How to Put the Garbage Out

Collection box for cartons and trays

Wash, dry, and take the cartons and trays to your local collection box.

* For the detailed locations of collection boxes, please refer to the list of locations at the end of this guide.

Small Metal Items

Metals contained in pots, kettles, pans, etc., can be recycled. Please do not throw them out as garbage but bring them to a collection box following the instructions on how to dispose of them.

Note Small metal items thrown out by business establishments cannot be collected.

1 Items Collected

Items that can be put out as garbage

Mainly made of metal, with metal parts up to 30 cm in length.



Items that cannot be put out as garbage

Items that have some metal parts but are mainly made of plastic. (e.g., microwave ovens and rice cookers)



2 How to Put the Garbage Out

Collection box for small metal

Lightly clean the dirt and then take it to your local collection box.

* For the detailed locations of collection boxes, please refer to the list of locations at the end of this guide.

Fluorescent Tubes

Circular fluorescent tubes and straight fluorescent tubes can be recycled. Please do not throw them out as garbage but bring them to the collection box following the instructions on how to dispose of them.

Note Small metal items thrown out by business establishments cannot be collected.

1 Items Collected

Items that can be put out as garbage

Circular fluorescent tubes and straight fluorescent tubes only



Items that cannot be put out as garbage

Broken fluorescent tubes, light bulbs, bulb-type fluorescent lamps, and LED fluorescent lamps
 → Household garbage



2 How to Put the Garbage Out

Collection box for fluorescent tubes

To the nearest collection box

* For the detailed locations of collection boxes, please refer to the list of locations at the end of this guide.

Mercury Thermometers, Mercury Sphygmomanometers, Mercury Temperature Gauges

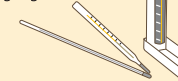
Mercury thermometers, sphygmomanometers, and temperature gauges can be recycled. Please do not throw them out as garbage but bring them to a collection box following the instructions on how to dispose of them.

Note Small metal items thrown out by business establishments cannot be collected.

1 Items Collected

Items that can be put out as garbage

Mercury thermometers, sphygmomanometers, temperature gauges, etc.



Items that cannot be put out as garbage

Alcohol temperature gauges, broken thermometers, etc.
 → Household garbage
 Electronic, small thermometers, etc.
 → Small electronic devices



2 How to Put the Garbage Out

Collection box for mercury thermometers

To the collection box at the Ward Office or Branch Office

* For the detailed locations of collection boxes, please refer to the list of locations at the end of this guide.

Small Electronic Devices

Devices such as cellular phones and digital cameras

Used small electronic devices are collected separately to reuse the rare metals contained within. We would greatly appreciate your help in collecting them.

Note Small metal items thrown out by business establishments cannot be collected (*see P20).

1 Items Collected

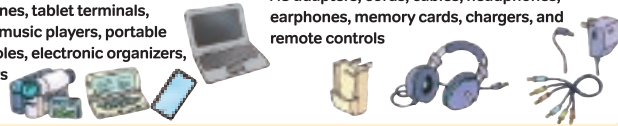
Small electronic devices (not more than 25 cm x 8.5 cm in size) and their accessories

(Example)

Laptop PCs, cellular phones, smartphones, tablet terminals, digital cameras, camcorders, portable music players, portable TVs, portable radios, small game consoles, electronic organizers, electronic dictionaries, and IC recorders

AC adapters, cords, cables, headphones, earphones, memory cards, chargers, and remote controls

*See also P13 for the disposal of PCs.



2 How to Put the Garbage Out



To collection boxes for small electronic devices

*Collection boxes are located at Citizens' Centers and Ward Offices. For details, please refer to the list of locations at the end of this guide.
*Although there is a charge for some of these items, major electronics retailers also collect them. Please contact your local electronics retailer directly for more information.

- Note:**
- ◆Products from any brand can be put in.
 - ◆Products can be broken.
 - ◆Make sure to remove all removable batteries. (See P16 for information on collecting removed batteries.)
 - ◆Ensure that any personal data is deleted beforehand.
 - ◆Only items that fit into a 25 cm x 8.5 cm slot in the collection box are accepted.
 - ◆Once an item is placed in the box, it cannot be retrieved.

Check the list at the end of this guide for collection box locations!



Used Clothing

1 Items Collected Contact the Resource Circulation Division, Environment Bureau ☎582-2187

Collectible Items *Please wash and put them in bags.

Old clothing and fabrics you no longer need or want, such as suits, shirts (e.g., polo shirts and T-shirts), denim products, scarves, and handkerchiefs.



Uncollected Items

Extremely dirty or soiled clothing, leather goods, shoes and belts, down coats, rainwear (nylon and vinyl), carpets, curtains, futons, blankets, pillows, hats, bags, stuffed toys, knitwear, jerseys, kimonos, obis, towels, sheets, etc.



*Please refer to information on household garbage (P3) and bulky garbage (P11) for disposal instructions.

2 How to Put the Garbage Out

Collection Box Locations

- TAKAMIYA Environmental Museum, Yahatanishi Ward
 - Kitakyushu Eco-Town Center, Wakamatsu Ward
 - Some Citizens' Centers
- Please see the list at the end of this guide.



Stores Collecting Clothing

- Dry cleaners in Kitakyushu (limited to cooperating dry cleaners)

*For details, please refer to the City of Kitakyushu's website.

北九州市 古物のリサイクル

Group recycling

Local collection by community development councils, neighborhood associations, etc.

- Please put the garbage in plastic bags to prevent them from getting wet.
- Please ask your neighbors or local Citizens' Center whether collection is available in your area.
- Used clothing collectors may not collect some items. For details, please contact used clothing collectors.

Note:

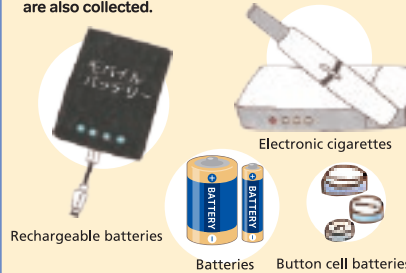
- ◆ You do not need to remove buttons or fasteners.
- ◆ You do not have to pay for services at the dry cleaner to turn in used clothing.

Batteries

Note Many fires have occurred in collection trucks and disposal facilities due to rechargeable batteries mixed in with household garbage and plastic resources. Please cooperate in the separate collection of batteries.

Removable batteries

Please put removable batteries, such as rechargeable batteries and mobile batteries, in a collection box for rechargeable batteries. Dry cell and button cell batteries are also collected.



Non-removable batteries

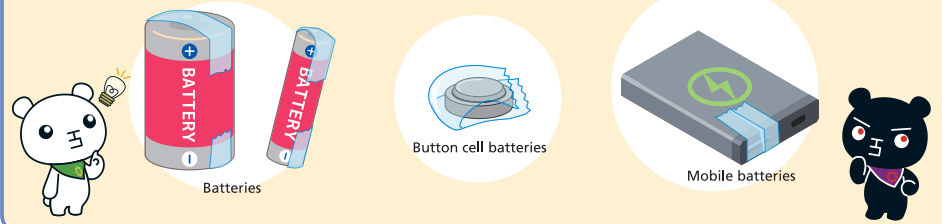
Please do not disassemble internal batteries that cannot be removed from smartphones, small game consoles, etc., but put the products in a collection box for small electronic devices.



1 How to Put the Garbage Out

Insulate the electrodes (⊕ and ⊖ metal parts) by rigidly attaching vinyl tape or similar material to the electrodes.


To collection boxes for rechargeable batteries



In addition to collection boxes at Ward Offices, citizen's centers, etc., the collection is also available at electronics retail stores.

For details, please check the websites of electronics retail stores.

北九州市 充電式電池




© Teitan & Black-Teitan, City of Kitakyushu.



Food Garbage, Pruned Branches, and Used Cooking Oil

1 Recycling Food Garbage Contact the Resource Circulation Division, Environment Bureau ☎582-2187

The city offers seminars on recycling food garbage to encourage the reduction and recycling of food garbage produced at home.



Restaurants that promote "eat up" are marked with this sticker.

To reduce and recycle food garbage, which accounts for about half of all household garbage, Kitakyushu conducts a "Nokoshima Sengen" ("Waste Not" Declaration) campaign (food loss reduction project) to promote "eating up" and other activities, as well as lectures on the use of composting containers for composting food garbage at Citizens' Centers and other locations. Kitakyushu also collects food garbage for composting at its facilities.

<Reduce food loss by understanding the difference between consumption and expiration dates>

Reduce kitchen garbage by checking the contents of your refrigerator and properly knowing the difference between consumption and expiration dates.

*For details

<Food garbage composting collected at designated locations>

Recyclables Food garbage is composted at home using a composting container (e.g., a cardboard type or Takakura type, i.e., organic waste is broken down by microorganisms that are cultivated from local materials) or an electric food garbage disposal machine, and thoroughly dried (finished with at least the primary treatment) *Please put the content in a visible plastic bag and lightly tie the bag.

Nonrecyclables Processed materials using sealed composting containers. Food garbage, items with foreign matter, decomposed items, items that smell bad, and items that are infested with fruit flies.

Collection sites TAKAMIYA Environmental Museum (Yahatahigashi Ward) and others

*For details



Compost Container

2 Recycling Pruned Branches Contact the Resource Circulation Division, Environment Bureau ☎582-2187

Let's work together as a community to recycle pruned branches and tree leaves.

Eligible Groups

Community organizations, such as neighborhood associations (with at least 100 member households) *Individuals may not apply.

Collectible Items

Pruned branches (about 70 cm long) and leaves from home gardens
*Green waste produced by professional landscapers or gardeners cannot be collected.

What you can do to help

- Tell others about the collection day and location (e.g., put a notice in your neighborhood association circular)
 - Prepare the collection site on the collection day (set up a banner and container)
 - Inspect the site on collection day (make sure there are no items that cannot be collected mixed in).
- *Community organizations and the city will determine the collection date, time, location, etc.

3 Recycling Used Cooking Oil Contact the Resource Circulation Division, Environment Bureau ☎582-2187

The recycling of used cooking oil is attracting attention not only for reducing waste but also for reducing CO2 emissions. Since July 2023, Kitakyushu has increased the number of collection sites from 16 to 50. We appreciate your cooperation in collecting used cooking oil.

Collectible Items

Cooking oil used at home (salad oil, corn oil, and other vegetable oils only)

Collection sites

Some Citizens' Centers and supermarkets

Why don't you collect used cooking oil in community groups, such as neighborhood associations and community development councils, to reduce and recycle waste?

What you can do to help

- Secure locations for collection boxes and manage the boxes (e.g., announcements via circulars, etc.) *Collection boxes are available for rent.
- Publicize activities, including the locations of collection boxes and methods of discharge. ● Liaise with collection agencies.



* Used cooking oil is also collected at supermarkets. For details of collection locations, etc.:



Used Paper

1 How to Take Out Contact the Resource Circulation Division, Environment Bureau ☎582-2187

Recycle newspapers, magazines, cardboard, miscellaneous paper, and other paper materials (used paper) from your home instead of putting them in the garbage!

Check with your neighbors or the nearest public facilities, such as Citizens' Centers, whether any organizations are participating in group recycling activities near you.

* Recycling paper is not a public service.

Method 1

Take them to the local group recycling!

1. Make arrangements with a used paper recycler.

Make arrangements with a used paper recycling company to decide on the dates, locations, and methods for collecting used paper.

2. Register your organization.

Local nonprofit civic organizations (e.g., neighborhood associations) are requested to register with the Resource Circulation Division, Environment Bureau.

3. Kitakyushu will grant a financial incentive according to the quantity of paper collected.

- Type A: Collected at public open spaces and garbage stations... 7 yen per kg
- Type B: Collected at the front door of each house 5 yen per kg

* Due to road conditions, door-to-door collection may not be possible in some regions.

The city lends storage containers free of charge for collecting paper to organizations that have been engaging in group recycling for five years or more.

* For details on group recycling, please contact:



Method 2

Take used paper to the paper collection deposit at the nearest citizens' center.

1. Contact your local Citizens' Center for available paper drop-off times.

* In general, citizens' centers are closed on Sundays and holidays.

2. A list of citizens' centers with collection deposits is provided at the end of this guide. The latest information is available on the City of Kitakyushu's website.

3. If the deposit is full, do not forcibly put the paper in. Please contact the staff of the citizens' center.

4. For security reasons, the deposit may be locked. Please do not attempt to open it by force, as it may break the deposit. Please contact the staff of the citizens' center.

5. Do not put used paper outside of the deposit, as there may be a risk of arson.



Method 3


Take used paper to a newspaper delivery agent or supermarket.

Many delivery agents collect newspapers and inserts. Contact your newspaper delivery agent for details. Some supermarkets also collect used paper so that you can take your paper there as well.

Separate used paper properly.
For details, see the next page.



2 Collectible Items



3 What is miscellaneous paper?

Besides newspapers, magazines, and cardboard boxes, miscellaneous paper items, such as postcards and confectionary boxes (snack food and candy boxes), can also be recycled.



- * For items with personal information on them, such as direct mail, you can tear off the area with the information or cross it out with a marker before putting them out.
- * Small paper scraps can be bundled in magazines and put out.

Bundle the used paper firmly. Bundle and cross tie newspapers, magazines, and cardboard boxes separately.

Place miscellaneous paper in paper or transparent plastic bags, and make sure paper will not come out.

Recyclable miscellaneous paper

Item	Precautions
B Business cards	Except foil-stamped cards.
Calendar	Remove all metal parts.
Cardboard insert	The backing board used in packaging for shirts and socks.
Celebratory envelope	
Cigarette box	Remove the plastic and foil.
Colored paper (origami)	Except glossy paper, such as gold or silver paper.
Copy paper (documents)	
Cosmetics outer packaging	Except foil-stamped boxes.
D Direct mail	Remove clear plastic windows.
Drawing paper	
E Envelope	Remove clear plastic windows.
Expandable envelope	Remove string and all metal parts.
F File folder (paper)	Remove all metal parts.
G Gift box	Except foil-stamped boxes.
L Liquid medication outer packaging	

Item	Precautions
M Medicine outer packaging	Except foil-stamped boxes.
Memo paper	
P Pamphlet	Except those with plastic coating.
Paper bag	Except for bags with plastic lining.
Plastic wrap tubes and boxes	Remove the serrated edging.
Postcard	Except adhesive postcards.
Poster	Except those with plastic coating.
S Shredded paper	Put in a bag so it will not scatter.
Six pack beer holder	
Sketchbook	Remove all metal parts.
Snack food/candy box	
T Tissue box	Remove the plastic on the mouth of the box.
Toilet paper roll	Except scented toilet paper rolls.
W Windowed envelope	Remove clear plastic windows.
Wrapping paper	Remove cellophane tape.

Nonrecyclable items → Put out as household garbage

Item	Example	Item	Example
A Adhesive postcards	Postcards in which you peel off the cover to see the contents	P Photo mat paper	
Aluminum foil-lined paper	Paper cartons used for alcoholic drinks and soup	Photos	
B Braille paper		Plastic-coated paper	
C Carbon and carbonless copy paper	Copy paper	R Receipts	
Carbon-backed paper	Copies of sales slips used by delivery service companies	S Soap, detergent, incense boxes, and paper packaging	Paper with an odor
D Dirty paper or boxes	Items with food residue on it	Stickers	
F Fax paper		Synthetic paper	Posters used outdoors
G Gold- or silver-colored paper	Wrappers for gum and cigarettes	T Tissue paper	
I Iron-on transfer paper	Paper used to imprint images on fabric with an iron	W Wallpaper	
O Oiled paper and facial oil blotting paper		Wax paper	
P Packing paper	Paper stuffed in items such as shoes and bags	Wax-coated paper	
Paper container for instant ramen		Wet paper	
Paper cups and plates		Wet wipes	
Paper towels		Y Yogurt paper containers	

This list, prepared under the supervision of the Kitakyushu Direct Delivery Cooperative of Paper Materials, shows the generally accepted method of separating paper. Some used paper recycling companies may not collect all of the above items. For details, contact the recycling company.



Garbage NOT Collected by the City

1 Appliances designated under the Act on Recycling of Specified Kinds of Home Appliances

Designated appliances *Please request your store to take them back.

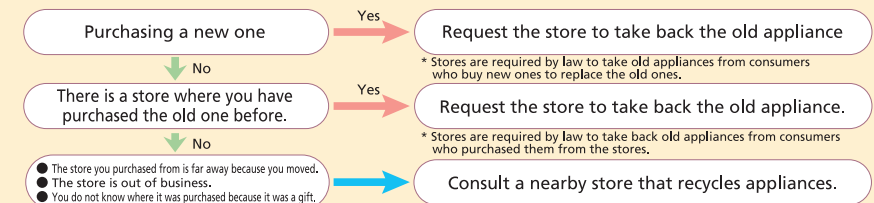
- Air conditioners
- Refrigerators and freezers
- TV (CRT, LCD, and plasma)
- Washing machines and dryers (drum-type)

*This list may be expanded in future revisions of the law.

The Act on Recycling of Specified Kinds of Home Appliances requires that consumers bear the expenses of recycling designated home appliances, dealers take them back, and manufacturers recycle them.

- To ensure proper disposal, do not use unauthorized free appliance collection companies.

How to Recycle Old Appliances Refer to the following flowchart to determine which store you should request.



北九州市 家電リサイクル協力店 [Search](#)

Recycling Them Yourself

Where to go	Nishinohon Kaden Recycle Corporation (designated collection point)
Address	1-62 Hibikimachi, Wakamatsu-ku
Phone	771-4551
Hours	8:30 AM - 11:45 AM, 1:00 PM - 4:15 PM (except Sundays and holidays) * Reception hours are subject to change. * Please confirm in advance for opening hours from August 13 through 15 and the year-end and New Year's holiday period.
Important	Be sure to pay the recycling fee at the post office before you bring in the used appliance(s).

Required Recycling Expenses

Recycling Fee Varies by the item and manufacturer. * Check with the store or on the Kaden Recycle Voucher Center's website. http://www.rkc.aeha.or.jp	+	Collection and Transportation Fee Varies by store. * Check with the store for a list of fees. * Not required if you carry the appliance by yourself to the designated pickup location.	=	Required Recycling Expenses
--	---	---	---	------------------------------------

2 Garbage Produced by Businesses

For garbage from business establishments, the City of Kitakyushu's designated bags cannot be used. Please bring your garbage to disposal facilities or ask a garbage collector who has a garbage collection and transportation license.

- * As an exception, only establishments that meet all of the following conditions (establishments with a residence attached) are allowed to use city-designated bags for collection:
 - ① Your business and residence are at the same address in one building,
 - ② It is difficult to tell household garbage apart from office garbage,
 - ③ The quantity of garbage produced by your business is of the same level as a household (i.e., about two bags each collection day).

Please refer to the "Business Waste Separation and Disposal Guidebook**" for information on how to dispose of garbage from business establishments.

**Downloadable from the City of Kitakyushu's website (40 pages in total [PDF]). [北九州市 事業所から出るごみについて Search](#)

3 Other Items Not Collected by the City (Main Items)

Item	Who to Contact	Phone
Motorcycles	Motorcycle Recycling Call Center	☎050-3000-0727
Boats	Japan Marine Industry Association	☎03-5542-1202
Items that carry a risk of infection, such as syringes and intravenous (IV) bags with blood or other body fluids on them.	Your family hospital	
Fire extinguishers	Fire extinguisher retainer	
	Fire Extinguisher Recycling Promotion Center	☎03-5829-6773 <small>(Open Mon. through Fri., except holidays, 9 AM to 12 PM and 1 PM to 5 PM)</small>
LP gas cylinders	Fukuoka LPG Association, Kitakyushu Branch (if you do not know where you purchased the cylinder)	☎941-0341
High-pressure gas cylinders	Kyushu High-pressure Gas Container Management Committee (if you do not know where you purchased the cylinder)	☎092-715-8870
Gas cartridges (with the content remaining)	Cassette Gas Cylinder Customer Center (if you do not know where you purchased the cartridge)	☎0120-14-9996
Waste produced from remodeling or demolition.	Licensed waste collection contractor	City Website Search General Waste Collection and Transportation Licensees

* Refer to page 21 for appliances designated under the Act on Recycling of Specified Kinds of Home Appliances (i.e., air conditioners, CRT, LCD, and plasma TVs, refrigerators, freezers, washing machines, and drum-type dryers).
 * For used automobiles, tires, batteries, gasoline, kerosene, explosives, pesticides, toxic chemicals, waste oil, pianos, and large safes (e.g., fireproof safes), contact the stores where you purchased them, the manufacturers, or a specialized disposal contractor.



Hauling Garbage Yourself



1 Hauling garbage yourself

You can also haul garbage to disposal facilities yourself. **The fee is 100 yen per 10 kg of garbage.** Disposal facilities are sometimes closed for inspection or maintenance, so be sure to contact them in advance.

* Please be sure to fill out the "Waste Carry-in Application Form" in advance and submit it when you bring your garbage to the plant. You can download the application form from the City of Kitakyushu's website. [北九州市 自己搬入 Search](#)


Disposal facility	Hours	Address and phone
Hiagari Incineration Facility	Weekdays, Saturdays, and holidays 6 AM to 5 PM	96-2 Nishiminatomachi, Kokurakita-ku ☎581-7976
	Sundays 6 AM to 8:30 AM	
Temporary storage for noncombustible bulky garbage, Hiagari Facility	Weekdays, Saturdays, and holidays 8:25 AM to 5 PM	
Shinmoji Incineration Facility	Weekdays, Saturdays, and holidays 6 AM to 8 PM	3-79 Shinmoji, Moji-ku ☎481-4727
	Sundays 6 AM to 8:30 AM	
Kogasaki Incineration Facility	5 PM to 8 PM	2-1 Yubarumachi, Yahatanishi-ku ☎642-6731

- Acceptable garbage**
 - As a rule, any combustible garbage is acceptable. Bulky garbage, such as metal fittings and tools, is only accepted at the temporary storage for noncombustible bulky garbage, Hiagari facility.
- Unacceptable garbage**
 - Recyclable scrap wood and used paper produced from business establishments.
 - Cans, glass bottles, and plastic bottles.
- Criteria for acceptance**
 - Garbage is accepted subject to size and other limitations, so be sure to contact the facility for details beforehand.
 - Please find examples of bulky garbage categories on the City of Kitakyushu's website.
 - The hauler should unload and unpack the garbage.

[北九州市 粗大ごみ分類例 Search](#)

Over 850 items listed alphabetically

Classification Quick Reference



Icons

Cans and bottles

Plastic bottles

Plastics

Cartons

Fluorescent tubes

E.g., mercury thermometers

Small metal items

Small electronic devices

Batteries

Used clothing

Used paper

Household garbage

Bulky garbage (appointment required)

Garbage not collected by the city

[How to read the sorting table]
Example: Plant pot
 Classified into plastic or household garbage depending on material and size

Note ● Acceptance criteria of disposal facilities are different from those in this list (see P21). For items not listed here, please contact the Management Division, Environment Bureau, or Waste Management Center of your area listed on the back cover.
 ● The City of Kitakyushu does not collect garbage produced from business establishments (see P20).

- ## A

 - A** **Accordion curtains**
 - Adapters (for power supply)**
 - Advertisements and flyers**
 - Air conditioners**
*Request the store to pick them up.
 - Air coolers**
 - Air cushions (packing material)**
 - Air pumps**
 - Air purifiers**
 - Albums**
 - Aluminum cans (for drinks/food)**
 - Aluminum foil (kitchen use)**
 - Aluminum trays**
●Wash thoroughly.
 - Amps**
 - Animal corpses (found on roads, etc.)**
●Contact the Environmental Center.
 - Animal corpses (Pet)**
●Consult the Animal Protection Center (Phone: 581-1800).
 - Antennas (other than TV)**
●Items too big for specified bags fall under the category of bulky garbage.
 - Antennas (TV)**

B

 - Aquariums**
 - Artificial turf**
●Items too big for specified bags fall under the category of bulky garbage.
 - Ashtrays**
●Those made of metal fall under the category of small metal items.
 - Automobiles**
*Contact the store.
- Baran (for food partitioning)**
 - Barbecue cooking stoves**
 - Barbells (Bar & weights)**
 - Basins**
 - Baskets**
●Items too big for specified bags fall under the category of bulky garbage.
 - Bath boilers**
 - Bath lids**
 - Bathmats**
 - Bathroom scales (health meter)**
●Compact ones (generally, not more than 25 cm × 8.5 cm in size) fall under the category of small electronic devices.
 - Bathtubs**
 - Bats (baseball)**
 - Batteries**
●The disposal method varies by type.
●See P16.
 - Beach loungers**
 - Beach parasols**
 - Bed mattresses (including spring mattresses)**
 - Beds**
 - Beer bottle caps**



- Beer bottles**
● Preferably return them to the store where you purchased them.
- Beer cases**
● Preferably return it to the store where you purchased it.
- Bento boxes**
● Those made of metal fall under the category of small metal items.
- Bento containers (plastic, like those from convenience stores)**
- Bicycles**
- Birdcages**
- Blades**
● Wrap in cloth or newspaper.
- Blankets**
- Blinds**
- Blocks**
- Blue sheets**
- Boa sheets**
- Boats (excluding rubber boats)**
*See P21.
- Body fat scales**
- Book covers**
● Non-paper book covers fall under the category of household waste.
- Bookends**
● Those other than metal items fall under the category of household garbage.
- Books**
- Bookshelves**
- Bookstands**
● Those other than metal items fall under the category of household garbage.
- Booster seats**
● Items too big for specified bags fall under the category of bulky garbage.
- Bottle openers**
- Bottles (1.8-liter bottle)**
● Preferably return them to the store.
- Bottles (beverage and food)**
- Bottles (condiments)**
- Bottles (cosmetics)**
- Bottles (non-food or non-cosmetic)**
- Bottles (oral medicine)**
- Bottles (sauce and dressing)**
● Clean off the oil well.

- Bottles in a cup shape (e.g., for sake)**
- Bowling balls**
- Bowls**
- Bowls (kitchenware and metal)**
● Those other than metal items fall under the category of household garbage.
- Bread makers**
- Bricks**
- Brooms**
● Items too big for specified bags fall under the category of bulky garbage.
- Brushes**
- Buckets**
● Those made of metal fall under the category of small metal items.
● Items too big for specified bags fall under the category of bulky garbage.
- Buddhist altars**
- Business cards**
- Button batteries**
● Ensure the electrodes are insulated with vinyl tape.
- Buttons**

C

- Cables**
- Cake molds**
● Those other than metal items fall under the category of household garbage.
- Calendars (paper)**
● Remove all metal parts.
- Camcorders**
- Camera cases**
- Camera lenses**
- Cameras**
- Can caps (metal)**
- Can openers**
- Cans**
- Cans (18-liter square can)**
● Use up the contents.
- Cans (cooking oil)**
● Clean off the oil well.
● Household garbage if the long dimension is 15 cm or more.
- Cans (for food & drinks)**
● Household garbage if the long dimension is 15 cm or more.

- Cans (other than those for food & drinks)**
- Cans (pet food)**
● Clean off the food residue and oil well.
● Household garbage if the long dimension is 15 cm or more.
- Caps & lids (metal)**
- Caps & lids (plastic)**
- Car audios**
● Compact ones (generally, not more than 25 cm × 8.5 cm in size) fall under the category of small electronic devices.
- Car batteries**
*Contact the store.
- Car navigation systems**
● Compact ones (generally, not more than 25 cm × 8.5 cm in size) fall under the category of small electronic devices.
- Carbon copy papers**
- Cardboards**
● Remove tape and labels.
- Carpet rollers**
- Carpets**
- Car-top carriers**
- Carts**
- Carving knives**
● Wrap in cloth or newspaper.
- Cassette cooking stoves (tabletop stove)**
● Use up the gas cartridges and dispose of both the cartridges and stoves without puncturing them as household garbage. See P21.
- Cassette decks**
● Compact ones (generally, not more than 25 cm × 8.5 cm in size) fall under the category of small electronic devices.
- Cassette tape recorders**
● Compact ones (generally, not more than 25 cm × 8.5 cm in size) fall under the category of small electronic devices.
- Cassette tapes (including cases)**
- Catalogs (pamphlets)**
- CD changers**
● Compact ones (generally, not more than 25 cm × 8.5 cm in size) fall under the category of small electronic devices.
- CD players**
● Compact ones (generally, not more than 25 cm × 8.5 cm in size) fall under the category of small electronic devices.

- CD radio cassette players**
● Compact ones (generally, not more than 25 cm × 8.5 cm in size) fall under the category of small electronic devices.
- CDs (including case)**
- Cellophane**
- Ceramics**
● Wrap in cloth or newspaper.
- Chairs**
● Those made of metal fall under the category of small metal items.
- Chainsaws**
- Chairs**
- Chandeliers**
- Charcoal braziers**
- Charcoals**
- Chemicals (not over-the-counter)**
*Contact specialized disposal contractor.
- Chests of drawers**
- Child car seats**
- Children's play equipment**
● Items too big for specified bags fall under the category of bulky garbage.
- Chinese frying pans**
● Those over 30 cm in diameter fall under the category of household garbage.
- Chopsticks**
● Those made of metal fall under the category of small metal items.
- Cigarette outer wrapping films**
- Circulators**
- Clay pots**
● Wrap in cloth or newspaper.
- Clays (for crafts)**
- Clear files**
- Clips**
● Put them in a clear plastic bag
● Those other than metal items fall under the category of household garbage.
- Clocks**
● Compact electronic ones (generally, not more than 25 cm × 8.5 cm in size) fall under the category of small electronic devices.
- Closet storage cabinets**
- Cloth items (excluding clothing)**
- Clothes**
-Reference- See P15.
- Clothes**
-Reference- See P15.
- Clothes drying poles**
- Clothes drying rack posts**
- Clothes drying racks**
- Coat hangers**

- Coffee makers**
- Coffee mills**
- Color boxes**
- Combs**
- Compasses**
● Those other than metal items fall under the category of household garbage.
- Compost containers**
- Confectionery bags (plastic)**
- Confectionery boxes (paper)**
- Confectionery cans**
- Contact lens cases**
- Containers and films for cup noodles**
● Paper containers fall under the category of household garbage.
- Containers for desiccant**
- Containers for prepared food (plastic)**
- Convection microwave ovens**
- Convenience store bento containers**
- Cooking oil cans/bottles**
● Clean off the oil well.
- Cooking oil container lids (metal)**
● Wipe off the oil with paper, etc.
- Cooking oil container lids (plastic)**
- Cooking oil containers (plastic)**
● Use up the content.
- Cooking oil**
● Absorb the oil in cloth or paper or solidify it.
● Preferably put it in a PET bottle and take the bottle to a collection box at supermarkets, etc.
*For details, see the City of Kitakyushu's website -Reference- Page 17
- Cooking pot**
- Cooler boxes**
- Coolers/Warmers**
*Request the store to pick them up.
- Cord reels**
● Compact ones (generally, not more than 25 cm × 8.5 cm in size) fall under the category of small electronic devices.
- Cords**
- Corkscrews**
- Corrugated sheets (metal or plastic)**
- Cosmetic bottle caps (plastic)**
- Cosmetic bottles**

- Cradles**
- Cupboards**
- Cups**
- Curtain rails**
- Cushion**
● Items too big for specified bags fall under the category of bulky garbage.
- Cushioning material (plastic)**
- Cutters (including blades)**
● Wrap in cloth or newspaper.
- Cutting boards**

D

- Daypacks**
- Deceased pets**
● Consult the Animal Protection Center (Phone: 581-1800).
- Dehumidifiers**
● Request the electronics retailer to pick them up if they contain freon.
- Deodorizer (for refrigerators, etc.)**
- Desiccants**
- Desk lamps**
● Items too big for specified bags fall under the category of bulky garbage.
- Desks**
- Detergent containers (paper)**
- Detergent containers (plastic)**
● Use up the detergent and remove the cap before recycling.
- Detergent measuring cups/spoons**
- Detergents (bleach, etc.)**
● Absorb liquid in cloth or paper.
- Dialysis bags (including IV bag, tube, catheter)**
● Empty the content before disposal.
● Wrap in cloth or newspaper. For items with needles or blood, ask your family hospital for disposal.
- Diapers**
● Clean before putting them out.
- Dictionaries**
- Dish cabinets**
- Dishware**
● Wrap it in newspaper, etc.
- Dishwashers (dish dryers)**
- Disposable diapers**
● Clean them before putting them out.
- Disposable moisture absorber container**
- Doghouses**



An item made entirely of plastic, with a length of less than 50 cm per side and large enough to fit in a designated bag, falls under the category of plastic.

- Doll cases**
- Doors**
- Drafting boards**
 - Items too big for specified bags fall under the category of bulky garbage.
- Drippers**
- Drum sets**
- Dry cell batteries (non-rechargeable)**
 - Be sure to insulate electrode parts with insulating vinyl tape, etc.
 - Can be disposed of as household garbage
 - Rechargeable batteries and button batteries are excluded.
- Dry-cleaning plastic bags**
- Dryers (drum-type)**
 - *Request the store to pick them up.
- Dryers (for dishes and futons)**
 - For clothes dryers (drum-type), request the store to pick them up.
- Dumbbells (iron weights)**
 - Those other than metal items fall under the category of household garbage.
- Dustpans**
 - Those made of metal fall under the category of small metal items.
- DVD players**
 - Compact ones (generally, not more than 25 cm × 8.5 cm in size) fall under the category of small electronic devices.
- DVDs (including case)**

E

- Earphones**
- Egg cartons (plastic)**
 - Paper egg cartons fall under the category of household garbage.
- Elastic tube beds (summer beds)**
- Electric carpets**
- Electric carts**
 - *Contact the store.
- Electric fans**
 - Compact ones (generally, not more than 25 cm × 8.5 cm in size) fall under the category of small electronic devices.
- Electric guitars**
- Electric kettles (including electric pots)**
- Electric rice cookers**
- Electric shavers**

- Electric therapy devices**
- Electric toothbrushes**
- Electric wheelchairs**
 - *Contact the store.
- Electronic calculators**
- Electronic cigarettes**
 - See P16 for collection boxes for rechargeable batteries.
- Electronic dictionaries (personal digital assistants)**
- Electronic organs (including electric organs)**
- Electronic pianos**
- Enamel pots**
- Envelopes**
 - Plastic ones fall under the category of household waste.
- Exercise bikes**
- Eyedrop containers**

F

- False teeth**
- Fan heaters**
 - Remove any kerosene.
- Fancy cases (clothing case)**
- Fans (uchiwas)**
- Fax machines**
 - Compact ones (generally, not more than 25 cm × 8.5 cm in size) fall under the category of small electronic devices.
- Fax paper (thermal paper)**
- Fences**
- Fertilizers**
- Files (paper)**
 - Remove any metal parts.
- Files (plastic)**
- Film (negative)**
- Film cases**
- Film projectors**
- Fire extinguishers**
 - *Contact the store. See P21.
- Fire tongs**

- Fireproof safes**
 - *Contact specialized disposal contractor.
- Firestarters**
- Fireworks**
 - Soak them in water before disposal.
- Fishbowls**
 - Wrap in cloth or newspaper.
- Fishhooks**
 - Wrap in cloth or newspaper.
- Fishing rods**
 - Items too big for specified bags fall under the category of bulky garbage.
- Flare tubes**
 - *Contact the store.
- Flashlights**
 - Compact ones (generally, not more than 25 cm × 8.5 cm in size) fall under the category of small electronic devices.
- Flat glass**
 - Wrap in cloth or newspaper.
 - Items too big for specified bags fall under the category of bulky garbage.
- Floppy disks (including cases)**
- Flower vases**
 - Wrap in cloth or newspaper.
- Fluorescent lights (bulb type)**
- Fluorescent tubes (circular or straight)**
 - Household garbage if they are broken.
 - LED tubes fall under the category of household garbage.
- Flyers (newspaper insert)**
- Folding screens**
- Food processors**
- Food trays**
- Foot warmers**
- Footwear**
- Forks**
 - Those made of metal fall under the category of small metal items.
- Freezers**
 - *Request the store to pick them up.
- Fruit nets**
- Frying pans**
 - Those over 30 cm in diameter fall under the category of household garbage.
- Fue (whistles)**
 - Those made of metal fall under the category of small metal items.
- Full-length mirrors**

- Fumigant**
 - If unused, for those that need water, wrap them to avoid water contact, and for those that need to be lit, soak them in water.
- Fusuma (Japanese sliding partitions)**
- Futon beaters**
- Futon dryers**
- Futon drying racks**
- Futons (Japanese comforters)**

G

- Galvanized iron sheets (metal or plastic)**
- Game consoles**
- Gas cooktops (including gas ranges)**
- Gas cylinders (other than portable gas cartridges)**
 - Always use up the gas cartridges and dispose of them without puncturing. See P21.
- Gas ovens**
- Gas range mast (aluminum foil)**
- Gas ranges**
- Gas stoves**
- Gasolines**
 - *Contact specialized disposal contractor.
- Gates**
- Glass**
 - Wrap in cloth or newspaper.
 - Items too big for specified bags fall under the category of bulky garbage.
- Glass products (e.g., cups and plates)**
 - Wrap in cloth or newspaper.
- Glasses**
- Glasses cases**
- Globes**
 - Items too big for specified bags fall under the category of bulky garbage.
- Gloves (e.g., baseball gloves)**
- Glow bulbs**
- Go boards**
- Golf bags**
- Golf clubs**
- Golf sets**
- Grass**
- Grass trimmers**

- Graters**
 - Those other than metal items fall under the category of household garbage.
- Grills (for barbecue)**
- Guitars**

H

- Hair clippers**
 - Those made of metal fall under the category of small metal items.
 - Electric hair clippers fall under the category of small electronic devices.
- Hair dryers**
 - Compact ones (generally, not more than 25 cm × 8.5 cm in size) fall under the category of small electronic devices.
- Hair tweezers**
- Hairpins**
 - Put them in a clear plastic bag.
- Hammers**
- Hand warmers (disposable)**
- Handbags**
- Handheld sewing machines**
- Handheld vacuum cleaners**
- Hangers**
 - Those made of metal fall under the category of small metal items.
- Hanging exercise bars**
- Harmonicas**
- Hatchets**
 - Wrap in cloth or newspaper.
- Headphones**
- Heated tobacco products**
 - Collection box for batteries. See P16.
- Helmets**
- Hibachi (Japanese heating bowl)**
- Hinges**
- Hoes**
 - Small hoes fall under the category of household garbage.
- Hole punches**
- Home racks**
- Hose reels**
 - Items too big for specified bags fall under the category of bulky garbage.
- Hoses**
- Hot plates**
 - Metal ones under 30 cm fall under the category of small metal items.
- Hot water bottles (metal)**
- Hot water bottles (non-metal)**
- Hot water tanks**

- Hot-water heaters**
- Humidifiers**
- Hypodermic needles**
 - *Ask your family hospital for disposal.

I

- Ice picks**
 - Wrap in cloth or newspaper.
- Ice-shaving machines**
- Indoor clotheslines**
- Induction cookers**
 - Small electric devices like portable IH cookers fall under the category of small electronic devices.
- Ink cartridges**
 - Preferably return them to the store. (Collection boxes can also be found at the City Hall and Ward Offices.)
- Inner lids (plastic)**
- Insect cages**
- Insect pins**
 - Wrap in cloth or newspaper.
- Insect repellent**
- Insecticide**
 - *Contact specialized disposal contractor.
- Insecticide spray cans**
 - Always use up the content and dispose of it without puncturing.
- Insect-repellent containers**
 - Those with no plastic symbol fall under the category of household garbage.
- Instant noodle bags (plastic)**
- Instant ramen packages**
- Instant water heaters**
- Insulating and cooling agents**
- Iron pipes (horizontal bars)**
 - Those over 30 cm in length fall under the category of bulky garbage.
- Iron plates**
 - Those over 30 cm in length fall under the category of bulky garbage.
- Iron weights (dumbbells)**
- Ironing boards**
- Irons**
 - Those made of metal fall under the category of small metal items.
 - Compact electronic ones (generally, not more than 25 cm × 8.5 cm in size) fall under the category of small electronic devices.

An item made entirely of plastic, with a length of less than 50 cm per side and large enough to fit in a designated bag, falls under the category of plastic.



J

- Jars**
 - Wrap in cloth or newspaper.
- Juicers**
- Jungle gyms (children's play equipment)**

K

- Karaoke machines**
- Kerosene**
 - *Contact specialized disposal contractor.
- Kerosene tanks (Plastic tanks)**
 - Items too big for specified bags fall under the category of bulky garbage.
- Ketchup tubes (including caps)**
 - Use up the content.
- Kettles**
- Keyboards (musical instruments)**
 - *For pianos, contact a specialized disposal contractor.
- Keyrings**
 - Those made of metal fall under the category of small metal items.
- Keys**
- Kimonos**
- Kitchen counters**
- Kitchen knives**
 - Wrap in cloth or newspaper.
- Kitchen range stands**
- Kitchen scissors**
- Kitchen sink corner baskets**
 - Those made of metal fall under the category of small metal items.
- Kitchen storage units**
- Knitting needles**
 - Those made of metal fall under the category of small metal items.
- Knives (Wrap in cloth or newspaper)**
- Kotatsu (including the kotatsu board)**
- Kotatsu quilts**

L

- Ladders**
- Ladles**
 - Those made of metal fall under the category of small metal items.
- Lanterns**
- Laptops** *See P15.
 - Compact ones (generally, not more than 25 cm × 8.5 cm in size) fall under the category of small electronic devices.
- LaserDisc players (LD players)**
- LaserDiscs (LDs)**
- Laundry hangers**
- Laundry racks**
- Lawnmowers**
- LD players**
- LDs**
- Leather goods**
- LED fluorescent lamps**
- Leisure sheets**
- Lenses**
- Lids of cup-style noodles (paper)**
- Lids of cup-style noodles (plastic)**
- Lids/Caps (metal)**
- Lids/Caps (plastic)**
- Light bulbs**
 - Wrap in cloth or newspaper.
- Lighters**
 - Always use up the content.
- Lighting fixtures**
- Lip balm containers (plastic)**
- Lithium batteries (non-rechargeable)**
- Lithium-ion batteries (rechargeable)**
 - See P16.
- Lockers**
- Logs (not more than 2 m in length and 20 cm in diameter)**

Long-handled pruning shears

- Low media consoles**
- Low tables**
- LP gas cylinders**
 - *Contact the store. See P21.
- LP records**
- Lumber (length under 2 m and diameter under 20 cm)**

M

- Magazine racks**
 - Those made of metal fall under the category of small metal items.
 - Items too big for specified bags fall under the category of bulky garbage.
- Magazines**
- Magnet**
 - Iron magnets fall under the category of small metal items.
- Magnifying glass**
- Mahjong tables**
- Mahjong tiles and mats**
- Marker pens**
- Massage chairs**
- Massage devices**
 - Items too big for specified bags fall under the category of bulky garbage.
 - Portable and electric ones fall under the category of small electric devices.
- Matches**
 - Soak them in water before disposal.
- Mattresses**
- Mayonnaise tubes (including caps)**
 - Use up the content.
- MD recorders**
 - Compact ones (generally, not more than 25 cm × 8.5 cm in size) fall under the category of small electronic devices.
- MDs**
- Measuring cups**
 - Those made of metal fall under the category of small metal items.
- Measuring spoons**
 - Those made of metal fall under the category of small metal items.
- Mechanical pencil lead cases**
- Mechanical pencils**

- Medicine (taken internally) bottles**
- Medicine containers/packets (plastic)**
- Medicines (household drugs)**
- Medicines (over the counter)**
- Memo paper**
- Mercury thermometers, mercury sphygmomanometers, and mercury temperature gauges**
- Mess tins**
- Metal files**
- Mice**
- Microphones**
- Microwave ovens**
- Microwave stands**
- Milk cans**
- Milk cartons**
- Mills**
- Mini component stereos**
- Miniature bulbs**
 - Wrap in cloth or newspaper.
- Miniature cars**
 - Those made of metal fall under the category of small metal items.
- Mirrors**
 - Items too big for specified bags fall under the category of bulky garbage.
- Mixers**
- Mobile batteries**
 - Battery collection box. See P16.
- Mobile phones (including smartphones and flip phones)**
- Mopeds**
 - *See P22.
- Mops**
 - Items too big for specified bags fall under the category of bulky garbage.
- Mortars**
 - Wrap in cloth or newspaper.
- Motorcycles**
 - *See P22.
- Muds (small amount collected from garden cleaning)**
- Music boxes**
 - Compact electronic ones (generally, not more than 25 cm × 8.5 cm in size) fall under the category of small electronic devices.
- Mustard tubes (including caps)**
 - Use up the content.

N

- Nail clippers**
- Nail polish bottles**
- Nails**
 - Put them in a clear plastic bag.
- Natto containers (paper)**
- Natto containers (plastic)**
- Neckties**
- Needle-point holders**
- Needles (for sewing, etc.)**
 - Wrap in cloth or newspaper.
- Negative film**
- Nets (insect net)**
- Nets for onions, etc.**
- Nets for oranges, etc.**
- Newspaper**
- Nickel-cadmium batteries**
 - See P16.
- Notebooks**
- Nursing bottles**

O

- Ohajiki (flat glass marbles)**
- Ohitsu (rice servers)**
- Oil (cooking oil)**
 - Solidify or soak up with cloth or paper.
 - Put in a plastic bottle and take it to a Collection Box at a supermarket.
 - *For details, see Kitakyushu's website.
- Oil (machine oil)**
 - *Contact specialized disposal contractor.
- Oil bottles**
 - Clean off the oil well
- Oil cans (without content)**
 - Items too big for specified bags fall under the category of bulky garbage.
- Oil feed pumps**
- Oil guards (aluminum)**
- Oil heaters**
 - *Contact specialized disposal contractor.
- Oil strainers (metal)**
- Oilcan**
- Oils (except cooking oil)**
 - *Contact specialized disposal contractor.
- Oke (Pails)**

P

- Organs**
- Ovens**
- Packaging film**
 - Packaging film used at home falls under the category of household garbage.
- Packaging sheets for medicines (tablets and capsules)**
 - Dispose of the contents as household garbage.
- Paint (spray cans)**
 - Always use up the paint and dispose of it without puncturing.
- Paint**
 - *Contact specialized disposal contractor.
- Paint cans (empty)**
- Paint cans/bottles**
 - Always use up the content before disposal.
- Paint containers (plastic)**
 - Always use up the content before disposal.
- Paint tubes (metal)**
 - Use up the contents.
- Paint tubes (plastic)**
 - Use up the contents.
- Pamphlets**
- Panel heaters**
- Paper bags**
 - Remove all non-paper parts.
- Paper cups**
- Paper packs (for beverages)**
 - Household garbage if the inner side is lined with aluminum.
- Paper trays**
- Paperback books**
- Paperweights**
- Partitions (plastic)**
- PC keyboards**
 - *See page 15.
- PC monitors**
 - *See page 13.
- PC racks**
- PCs**
 - *See page 13.
- Peelers**
 - Those made of metal fall under the category of small metal items.
- Pencil cases**
 - Those made of metal fall under the category of small metal items.
- Pencil sharpeners**
- Perfume bottles**
- Pesticide bottles (home use) (empty)**

**Pesticides**

*Contact specialized disposal contractor.

Pet cages**Pet carriers (cages)**

●Items too big for specified bags fall under the category of bulky garbage.

Pet food cans

●Clean off oil and dirt thoroughly.

Pet houses**Pet toilets****Pet waste****Photo film cases****Photocopiers****Photographs****Pianos**

*Contact specialized disposal contractor.

Picture frames

●Items too big for specified bags fall under the category of bulky garbage.

Pillows**Pipe chairs****Pipe hangers****Plant pots****Plant shelves****Planters**

●Items too big for specified bags fall under the category of bulky garbage.

Plastic bags (with plastic symbol)**Plastic bags for oranges, etc.****Plastic bottle caps****Plastic bottles****Plastic containers****Plastic model kits****Plastic partitions for confectionery boxes (plastic)****Plastic storage boxes**

●Items too big for specified bags fall under the category of bulky garbage.

Plates

●Ceramic and glass plates fall under the category of household garbage.

Players

●Compact ones (generally, not more than 25 cm × 8.5 cm in size) fall under the category of small electronic devices.

Playing cards**Pliers****Plywood**

●Items too big for specified bags fall under the category of bulky garbage.

Poly tanks

●Items too big for specified bags fall under the category of bulky garbage.

Polystyrene foam containers and packaging (boxes, cushioning materials, etc.)**Polystyrene foam nets for apples, etc.****Portable gas cartridges**

●Always use up the gas cartridges and dispose of them without puncturing. See P21.

Portable players (TV, radio, CD, MP3, etc.)**Portable safes****Portable tatami mats****Postcards****Posters****Pots (including electric pots)****Pots (metal)**

●Those over 30 cm in length fall under the category of household waste.

Potties

●Items too big for specified bags fall under the category of bulky garbage.

Powder duster

●Those other than metal items fall under the category of household garbage.

Power strips (electric cords)**Power tools****PP bands****Preservative****Pressure cookers****Printer ink cartridges**

●Preferably return them to the store where you purchased them. (collection boxes are also available at the City Hall and each Ward Office).

Printers

●Compact ones (generally, not more than 25 cm × 8.5 cm in size) fall under the category of small electronic devices.

Propane gas cylinders

*Contact the store. See P21.

Pruned branches

<Reference> See P17 for recycling garden waste.

Pruning shears**Pumps (for poly tanks)****Pumps (for well)****R****R****Radio-cassette players**

●Compact ones (generally, not more than 25 cm × 8.5 cm in size) fall under the category of small electronic devices.

Radios

●Compact ones (generally, not more than 25 cm × 8.5 cm in size) fall under the category of small electronic devices.

Rain gears (raincoat)**Raincoats (rain gear)****Range hoods****Raw wood (under 2 m in length and 10 cm in diameter)****Razor blades**

●Wrap in cloth or newspaper.

Razors●Those made of metal fall under the category of small metal items.
●Electric razors fall under the category of small electronic devices.**Receipts****Rechargeable batteries**

●See P16.

Record players**Recorders****Refillable containers (plastic)****Refrigerators (Fridge-freezers)**

*Request the store to pick them up.

Remote controls**Retort food containers****Rice bags (paper)****Rice bags (plastic)****Rice bowls**

●Wrap in cloth or newspaper.

Rice cake makers**Rice containers (rice dispenser)****Rice cookers****Rice cracker bags (plastic)****Rice storage containers****Rollators****Roller skates****Rolling pins (cooking)**

●Those other than metal items fall under the category of household garbage.

Roof tile**Rotating clothes hangers****Rubber boats**

●Items too big for specified bags fall under the category of bulky garbage.

Rubber items (gloves, boots, etc.)**Rubber mats****Rulers**

●Metal ones less than 30 cm fall under the category of small metal items.

Rush mats

●Items too big for specified bags fall under the category of bulky garbage.

S**S****Safes (handheld safe)****Safes**

*Contact a specialized disposal contractor.

Safety pins

●Put them in a clear plastic bag.

Sake packs

●Sake packs fall under the category of household garbage if the inner side is lined with aluminum.

Salad oil cans

●Clean off the oil well.

Salad oil containers (plastic)

●Use up the content.

Sand (large amounts)

●Up to 30 kg per time, in 10 kg bags

Sand (small amounts from potted plants)**Sandpaper****Sanitary bins****Sanitary products****Saws**

●Wrap in cloth or newspaper.

Scales (kitchen scales)

●Compact electronic ones (generally, not more than 25 cm × 8.5 cm in size) fall under the category of small electronic devices.

Scanners**School backpacks****Scissors****Screen doors****Screens****Screwdrivers****Screws**

●Put them in a clear plastic bag.

Scrub brushes

●Those made of metal fall under the category of small metal items.

Seedling plastic pots

●Remove soil.

Serving trays

●Those made of metal fall under the category of small metal items.

Set of Hina dolls

●Items too big for specified bags fall under the category of bulky garbage.

Sewing machine tables**Sewing machines****Shampoo containers****Shampoo refill bags****Sharpening stones****Shavers**●Those made of metal fall under the category of small metal items.
●Electric shavers fall under the category of small electronic devices.**Sheds (dismantled)****Sheets (metal)**

●Those over 30 cm in length fall under the category of bulky waste.

Sheets (other than metal)

●Items too big for specified bags fall under the category of bulky garbage.

Shoebboxes**Shoes****Shogi boards****Shoji (Japanese sliding door)****Shopping bags****Shopping baskets****Shopping carts****Shopping trolleys and rollators****Shovels**

●Items too big for specified bags fall under the category of bulky garbage.

Shredded paper**Shredders (household use)****Sickles**

●Wrap in cloth or newspaper.

Sideboards**Sinks****Skate shoes****Skateboards****Skewers**

●Those made of metal fall under the category of small metal items.

Ski boots**Ski sets (skis and poles)****Sleeping bags****Slides (children's play equipment)****Sliding storm shutters****Snack bags****Snowboards****Soapboxes****Sofa beds****Sofas****Soil (large quantity)**

●Up to 3 bags of 10 kg each per time.

Soil (small amount from pot plants)**Soldering irons****Solid fuel****Spatulas**

●Those made of metal fall under the category of small metal items.

Speakers**Sphygmomanometers (excluding mercury sphygmomanometers)**

●Compact electronic ones (generally, not more than 25 cm × 8.5 cm in size) fall under the category of small electronic devices.

●Thermometer (excluding mercury thermometers)

*Request disposal of mercury thermometers at the ward office or branch office.

Sponge**Spoons**

●Those made of metal fall under the category of small metal items.

Spray can caps (plastic)**Spray cans**

●Always use up the content and dispose of it without puncturing.

Sprayers**Spring mattresses****Standing mirrors (Free-standing full-length mirror)****Staplers (including staples)**

●If only staples, put them in a clear plastic bag.

Steamers

●Wooden or bamboo steamers fall under the category of household garbage.

Steel cans (for beverages and food)**Steel shelves****Stepladders****Stereo racks**



- Stereo sets**
- Sticky notes**
 - Remove the adhesive part.
- Storage boxes (clothing case)**
- Stove guards**
- Stoves**
 - Remove the kerosene.
- Stovetop burners (non-portable)**
- Stovetop burners (portable)**
 - Use up the gas cartridges and dispose of them without puncturing them as household garbage. See P22.
- Strainers**
 - Those made of metal fall under the category of small metal items.
- Straws**
- Strollers**
- Suitcases (carry bags)**
- Surfboards**
- Swings**
- Syringes**
 - Wrap in cloth or newspaper. Ask your family hospital for disposal if the needle cannot be removed.

T

- Table tennis tables**
- Tables**
- Tablet devices**
- Tabletop induction cookers**
 - Compact electronic ones (generally, not more than 25 cm × 8.5 cm in size) fall under the category of small electronic devices.
- Tabletop stoves**
 - Use up the gas cartridges and dispose of them without puncturing them as household garbage. See P21.
- Tape for bundling vegetables, etc.**

- Tape recorders**
 - Compact ones (generally, not more than 25 cm × 8.5 cm in size) fall under the category of small electronic devices.
- Tatami mats**
- Tea caddies**
 - Those made of metal fall under the category of small metal items.
- Tea chests**
- Tea strainers**
- Teapots**
 - Those made of metal fall under the category of small metal items.
- Telephone stands**
- Telephones (including those with FAX function)**
 - Compact ones (generally, not more than 25 cm × 8.5 cm in size) fall under the category of small electronic devices.
- Telescopes**
- Tennis rackets**
- Tension rods**
- Tents**
 - Items too big for specified bags fall under the category of bulky garbage.
- Thermal paper**
- Thermometers (excluding mercury thermometers)**
 - Compact electronic ones (generally, not more than 25 cm × 8.5 cm in size) fall under the category of small electronic devices.
 - Request disposal of mercury thermometers at the ward office or branch office.
- Thumbtacks**
 - Put them in a clear plastic bag.
- Tie pins**
 - Those other than metal items fall under the category of household garbage.
- Tiles (for gardening and outdoor use)**
- Tin foil**
- Tin-made products**
 - Those over 30 cm in length fall under the category of bulky waste.
- Tire chains**
- Tire wheels**
- Tires**
 - * Contact the store.
- Tissue boxes**
 - Remove the plastic from the opening.

- Tissue papers**
- Toaster ovens**
- Toasters (Pop-up type and all-metal)**
 - Oven toasters are considered bulky waste.
- Toilet bowls (including toilet seats with warm water spray)**
- Toilet brushes**
- Toilet papers**
- Toilet seats with cleaning function**
- Toilet seats with warm water spray**
- Toilet tanks**
- Toolboxes (metal)**
 - Those other than metal items fall under the category of household garbage.
- Toothbrushes**
 - Electric toothbrushes fall under the category of small electronic devices.
- Toothpaste tubes**
 - Use up the content.
- Toys**
 - Items too big for specified bags fall under the category of bulky garbage.
- Trampolines**
- Trash cans**
 - Items too big for specified bags fall under the category of bulky garbage.
 - Those made of metal fall under the category of small metal items.
- Trays (plastic for food)**
- Trays (polystyrene foam for food)**
 - Collection boxes at supermarkets are also available.
- Treadmills**
- Tree branches and trunks**
 - Reference- See "Recycling Pruned Branches" on page 17.
- Tricycles**
- Tripods**
 - Items too big for specified bags fall under the category of bulky garbage.
- Trouser presses**
- Tuners (BS or CS)**
 - Compact ones (generally, not more than 25 cm × 8.5 cm in size) fall under the category of small electronic devices.
- Tupperware**
- TV antennas**

- TV consoles**
- TV stands**
- TVs (CRT, LCD, and Plasma)**
 - * Request the store to pick them up.
- TVs (Rear-projection type)**
- Typewriters**

U

- Umbrella stands**
 - Items too big for specified bags fall under the category of bulky garbage.
- Umbrellas**
 - Folding umbrellas fall under the category of small metal items.
- Umeshu jars**
- Unicycles**
- Used clothes**
 - <Reference> See P12

V

- Vacuum cleaners**
- Vacuum flasks**
- Vanities**
- Vanity units**
- Vegetable trays, etc.**
- Ventilating fans**
 - Items too big for specified bags fall under the category of bulky garbage.
- Video decks**
- Video game cartridges**
- Video game consoles**
- Video game consoles (handheld game devices)**
- Videotapes (including cases)**
- Vinyl gloves**
- Vinyl records**
- Vinyl sheets**

W

- Wagons**
- Walkers**
- Wardrobes**
- Warm air heaters**
 - Compact ones (generally, not more than 25 cm × 8.5 cm in size) fall under the category of small electronic devices.

- Wasabi tubes (including caps)**
 - Use up the content.
- Washbowls**
 - Those made of metal fall under the category of small metal items.
- Washing machines (including those with dryers)**
 - * Request the store to pick them up.
- Waste oil**
 - * Contact specialized disposal contractor.
 - * Waste oil solidified in a waste oil processing pack falls under the category of household waste.
- Watches**
- Water bottles**
 - Those made of metal fall under the category of small metal items.
- Water heaters**
- Water purifiers**
 - Items too big for specified bags fall under the category of bulky garbage.
- Water server bottles (If the store will not take it back.)**
 - with ♻️ symbol
 - with ♻️ symbol
- Watering cans**
 - Those made of metal fall under the category of small metal items.
- Wax can**
- Weekly magazines**
- Wheel caps**
- Wheelchairs (excluding electric ones)**
- Whisks**
- Window fans**

- Window glass**
 - Wrap small broken pieces in cloth or newspaper and fall under the category of household garbage.
- Windowed envelopes**
 - The cellophane part falls under the category of household garbage.
- Wine bottles**
- Wine cellars**
 - * Request the store to pick them up.
- Wine corks**
- Wire ropes**
- Wires**
 - Coil them if long.
- Wood (not more than 2 m in length and 20 cm in diameter)**
- Wooden horses (children's toy)**
- Wooden sandal boxes**
- Wooden slatted racks**
- Word processors**
 - Compact ones (generally, not more than 25 cm × 8.5 cm in size) fall under the category of small electronic devices.
- Wrap (if soiled)**
- Wrap (used for packaged goods)**
- Wrapping paper**
 - Remove any non-paper materials like cellophane tape.

Z

- Z Zaisu (floor chairs)**

Let's work to build a recycling society!

First	Then	And Last
Reduce!	Reuse!	Recycle!
Reduce how much garbage you produce!	Use products as long as possible.	Save our precious resources!
(Reduce generation)	(Reuse repeatedly)	(Recycling)
Take measures to reduce garbage as much as possible.	Aren't you throwing away things that are still usable?	Do you attach importance to recyclable resources? Separate your garbage so that it can be reborn as a resource.
<ul style="list-style-type: none"> ● Tell stores you don't need a plastic shopping bag. ● Tell stores you don't need excessive packaging. ● Purchase articles that last for a long time. 	<ul style="list-style-type: none"> ● Make use of the followings: <ul style="list-style-type: none"> ● Secondhand stores ● Flea markets ● Used bookstores ● Bartering and swapping magazines and websites 	
Make a resource by separating the garbage.		

Where do they all go?



Destinations of recyclables and garbage

Help conserve our limited resources by following the rules of separating garbage.

What you separate	Recycled products
1 Household garbage	● Electricity ● Steam ● Cement resources
2 Cans and bottles	● Aluminum cans ● Glass bottles ● Steel cans ● Auto parts
3 Plastic bottles	● Products made from recycled plastic bottles
4 Plastics	● Raw materials for plastics ● Raw materials for ironmaking, etc.
5 Bulky garbage	● Electricity ● Steam ● Structural components for automobiles ● Construction materials, etc.
6 Cartons	● Recycled toilet paper
7 Trays	● Trays ● Construction materials ● Rulers, ballpoint pens, etc.
8 Fluorescent tubes	● Fluorescent tubes, etc.
9 Mercury thermometer	● Fluorescent tubes, etc.
10 Batteries	● Iron, zinc, nickel, etc.
11 Small metal items	● Auto parts
12 Small electronic devices	● Rare metals, precious metals, etc.
13 Used cooking oil	● Biomass fuels
14 Used clothing	● Recycled as clothing ● Industrial-use dust cloth ● Automobile interior materials
15 Used paper	● Recycled paper ● Recycled toilet paper

Group recycling
Kid's clubs, neighborhood
associations, town planning
councils, etc.

Keep Our City Beautiful and Clean!

Kitakyushu: A Future City Embracing SDGs

"Clean Kitakyushu" Beautification Campaign
May 30 - June 30
 May 30 is Zero Garbage Day.

Stop littering!
 Let's work to improve our manners.

**Help pick up trash in town!
 Just five minutes!**

Let's spend five minutes once a month cleaning up public facilities that everyone uses.

Town Beautification Day
The first Sunday in October
 October 1 to 7 is Town Cleanup Week.

Take your trash with you when you go out – whether at tourist spots, recreational areas, or any other places.

The city will provide Beautification Volunteer Bags.

Please use free Beautification Volunteer Bags for volunteer activities to clean up public spaces such as streets, parks, and rivers (excluding residential complex premises).



Bags are located at:

- Citizens' Centers
- General Affairs and Planning Division at your ward office.
- Ward branch offices
- Waste Management Center

- No Beautification Volunteer Bags can be used to dispose of household garbage (grass and pruned branches on the premises (common areas) of homes, apartments, etc.).
 - The use of Beautification Volunteer Bags is also prohibited for the disposal of waste from business establishments and community events (festivals, cultural festivals, athletic meets, etc.).
 - No Beautification Volunteer Bags may be placed in public places, etc., in place of trash cans (i.e., tied together), and volunteer bags may not be used as garbage storage.
- * If desired, you can also use Recyclable Volunteer Bags. If the recyclables (cans, glass bottles, plastic bottles, plastics) are too soiled or damaged to be recycled, please put them in the Beautification Volunteer Bags. Recyclables should be taken to a recycling station on the designated days (cans, glass bottles, plastic bottles on Wednesdays, and plastics on the designated weekday for your area).

<Guidelines for Disposing of Volunteer Cleanup Waste>

- Please dispose of the volunteer bags at the Household Garbage Station, ensuring they do not obstruct regular garbage disposal.
 - If you have more than 10 volunteer bags, please contact your nearest Waste Management Center.
 - If disposing outside the Household Garbage Station, place the bags where the collection truck can easily access them. Also, inform the nearest Waste Management Center of the number of garbage bags and the location of their accumulation.
- * Please note that the volunteer bags may not be collected on the same day as reported.

Free lending of cleaning equipment

The city will lend cleaning equipment to people who volunteer for cleanup activities.


Lent cleaning equipment

- Fire tongs
 - Broom
 - Dustpan
 - Sign
- and more

Lending Location

- Waste Management Center
- For details, contact the Waste Management Center (see the back of the guide for contact information).

Thank you for your cooperation in volunteer cleanup activities for community beautification to promote a clean and beautiful community.



How to Separate and Put Household Garbage Out

Guide for Separate Collection

A simple and quick reference



The bulk collection of plastic resources began in October 2023.

For details, please refer to pages 7 to 10 of this guide.



This eliminates the need to purchase payment tickets and makes it more convenient.

Bulky garbage disposal fees can be paid by credit card or PayPay.

Those who apply for bulky garbage collection online are eligible. For details, please visit our website.

City of Kitakyushu Website
"Bulky Garbage"



You can search about garbage separation on the official Kitakyushu City LINE!

Scan and add friends



Kitakyushu's Environmental Mascots
Teitan & Black-Teitan

City of Kitakyushu Website <http://www.city.kitakyushu.lg.jp/>

北九州市 ごみリサイクル

Search

City of Kitakyushu Environment Bureau

Contact Information

Please make sure you direct your inquiry to the appropriate place.

Regarding the collection of household garbage

- Shinmoji Waste Management Center ☎ 481-7053
(3-78 Shinmoji, Moji-ku) (for people living in Moji or Kokuraminami Ward)
- Hiagari Waste Management Center ☎ 571-4481
(24 Nishimotomachi, Kokurakita-ku) (for people living in Kokurakita or Tobata Ward)
- Kogasaki Waste Management Center ☎ 631-5337
(2-10 Yubarumachi, Yahatanishi-ku) (for people living in Yahatahigashi, Yahatanishi, or Wakamatsu Ward)
- Management Division, Environment Bureau ☎ 582-2180

Regarding illegal dumping

- If the dumping site is in Moji or Kokura Minami Ward
Shinmoji Waste Management Center (3-78 Shinmoji, Moji-ku) ☎ 481-7053
- If the dumping site is in Kokurakita or Tobata Ward
Hiagari Waste Management Center (24 Nishimotomachi, Kokurakita-ku) ☎ 571-4481
- If the dumping site is in Yahatahigashi, Yahatanishi, or Wakamatsu Ward
Kogasaki Waste Management Center (2-10 Yubarumachi, Yahatanishi-ku) ☎ 631-5337
- Environmental Inspection Division, Environment Bureau ☎ 582-2177

Inquiries and appointments for bulky garbage

- Bulky Garbage Acceptance Center ☎ 513-3005

Hauling in garbage by yourself

- Shinmoji Incineration Facility (3-79 Shinmoji, Moji-ku) ☎ 481-4727
- Hiagari Incineration Facility (96-2 Nishiminato, Kokurakita-ku) ☎ 581-7976
- Kogasaki Incineration Facility (2-1 Yubarumachi, Yahatanishi-ku) ☎ 642-6731
- Facilities Management Division, Environment Bureau ☎ 582-2184

Reducing and recycling household garbage

- Resource Circulation Division, ☎ 582-2187
Environment Bureau

Regarding environmental education facilities

- Environmental Education Division, ☎ 582-2784
Environment Bureau
- TAKAMIYA Environmental Museum ☎ 663-6751
(2-2-6 Higashida, Yahatahigashi-ku)
- Eco-Town Center ☎ 752-2881
(10-20 Kyotomachi, Wakamatsu-ku)
- Hibikinada Biotope ☎ 751-2023
(1-126-1 Hibikimachi, Wakamatsu-ku)

Issued in March 2024 北九州市印刷物登録番号 第2313022F号

